



- Riddle Answers  
 3. Spider  
 10. Owl  
 12. Bat



After you are done exploring, take your completed mission back to The Shop and share your work with the Expedition Discovery Volunteer to claim your pin!

**MISSION ACCOMPLISHED**

Your Mission, Should You Choose to Accept It:  
**HAUNTED BIRDHOUSES  
 AND CREEPY CRITTERS**


Follow the map to the haunted birdhouses to learn about some of the creepiest critters we have on our planet.

Be sure to check off all the boxes as you find each birdhouse!

**READY EXPLORERS, LET'S GO!**



1. Our expedition begins at the bananas directly across from Tram Plaza at the banana plants.


 a. Did you know that the white banana flower opens at night, so it needs a nocturnal pollinator (active at night). Think of animals that only come out at night. **What animal do you think pollinates this flower?**

b. Draw a picture of the nocturnal pollinator below.  
 (Hint: In movies, Vampires turn into these animals and hang from the ceiling when they sleep)

2. **Picture time!** Once you find the second creepy critter, take a photo sitting on the coral rockwall of the Overlook.




3. **Riddle me this!** "When I blink one eye, seven more follow. Now let me stretch all eight of my legs and welcome you to my hollow!"

 What am I?  
 \_\_\_\_\_

4. **Hiding in Plain Sight.** Can you find me?



5. **Now it's time to take a walk through the rainforest until you reach #5 on the map.** As you walk along the path, look up. Can you notice anything shimmering in the sunlight? See if you can find any webs. What creature makes these?

 Spider webs are shiny and sticky, which helps attract their food and keep it from running or flying away. They also use their silk to travel or "balloon" from one place to another - just like Spiderman. Imagine you're a spider. Draw your dream web below!

# HAUNTED BIRDHOUSES and Creepy Critters

## Haunted Birdhouses

1. Tram Plaza
2. By Overlook
3. Bailey Palm Glade
4. Rainforest
5. Rainforest
6. Children's Garden
7. Palmetum
8. Palmetum
9. Sunken Garden
10. Palmetum
11. Native Butterfly Garden
12. Vine Pergola
13. Vine Pergola



6. Look high and low. Can you find me?



7. Hiding in Plain Sight. Take a photo!



8. Let's head to our next stop in search of **Zombies**, actually Zombie Palms. Beware, the Zombie palms have long spines that protect them from herbivores or animals that eat plants. These palms are from Haiti and protect people from zombies.


Pretend you are a Zombie and take a picture running away from this palm.



9. Hiding in Plain Sight. Can you find me?



10. Riddle me this Ancient knowledge few can know, in the night is where I roam. Vermin I grab in my holy flight. No one can hide from my sight. What Am I?" Draw a picture of me..



11. Hiding in Plain Sight. Can you find me?



12. Riddle me this. "Be careful at night, for I cause quite a fright. They say you'll turn into a vampire if I give your neck a big bite!"




What am I?" \_\_\_\_\_

13. Finally, use your map to find the **Albizia Tree**. Hint: It is the tallest tree in the Garden! Vultures often find the tallest trees to perch on so they can look for their next meal. Vultures are scavengers and also known as the "Garbagemen of Nature" because they like to eat dead animals (eek!) That's how they clean up our environment.



Vultures can see their food up to **4 miles away and smell it from a mile away!** Look up, how far can you see? Draw what you see.



**Mission Complete!** Now spread your wings and soar to the Visitors Center to claim your Creepy Critter Pin!